

BUSTER Body Suit & Body Sleeves for Dogs & Cats

The soft and comfortable BUSTER Body Suit and Body Sleeves are used as protection and comfort after surgery or in case of skin disease. It is an ideal solution for patients recovering from surgery or minor injuries or have tender areas caused by excessive licking, biting or chewing.

BUSTER Body Suits are perfect for

- Postoperative care
- Wound care
- Spay/neuter recovery
- Hot spots and other skin ailments
- In cases of skin diseases
- Incontinence, urogenital or perianal issues
- In season

BUSTER Body Sleeves are perfect for

- Postoperative care
- Wound care
- Spay/neuter recovery
- Hot spots and other skin ailments



BUSTER Body Suit

The BUSTER Body Suit is available in a version for dogs and a version for cats.

Features and Benefits of the BUSTER Body Suit

- Comfortable, soft and flexible
- Freedom of movement
- Easy fitting and removal
- Press studs for more security
- Made from cotton/elastane

**DOUBLE FABRIC
UNDER THE ABDOMEN**



The BUSTER Body Suit is available in two versions for dogs and one version for cats.

Body Suit EasyGo for Cats

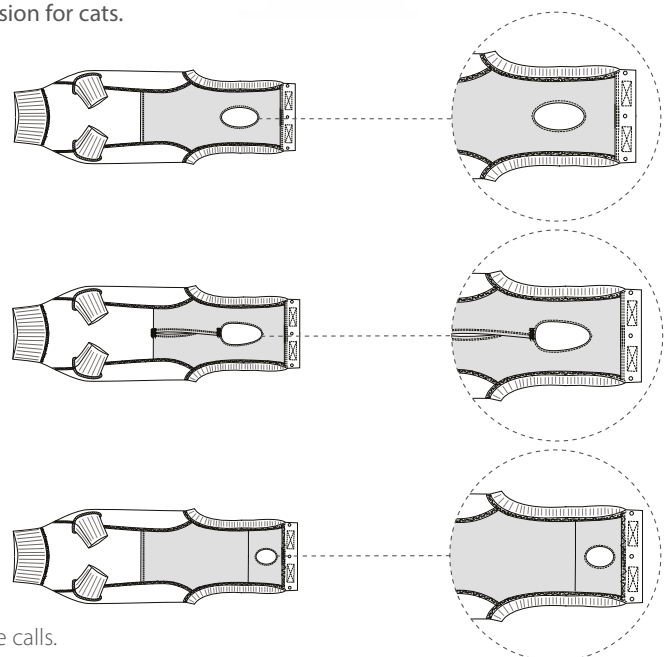
- Double fabric under the abdomen enabling pads to be inserted in case of fluid loss.
- Body Suit EasyGo for cats with extended tail opening.
- The EasyGo version helps the cat when nature calls.
- It is suitable for female cats and tomcats.

Body Suit EasyGo for Dogs

- Body Suit EasyGo for dogs with extended tail opening and extra slit.
- The EasyGo version helps the dog when nature calls.
- It is suitable for bitches and male dogs.

Body Suit Classic for Dogs

- Double fabric under the abdomen enabling pads to be inserted in case of fluid loss, incontinence or when the animal is in season.
- Undo press studs and touch fasteners and pull back the fabric and roll up the fabric under the abdomen and above the back when nature calls.
- It is suitable for bitches and male dogs



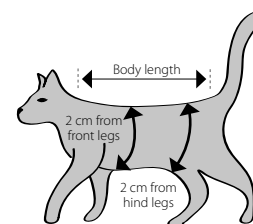
BUSTER Body Suit

Instructions for Use

1. Insert the head into the Body Suit
2. Insert each front leg separately into the openings provided
3. Pull the Body Suit as far as possible over the body
4. Put the closing flap between the rear legs and insert the tail through the tail opening
5. Attach the closing flap on the touch fasteners on the loin and secure the press studs

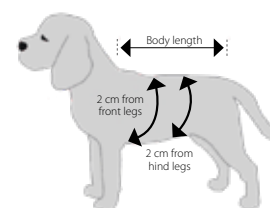
Guideline for Sizes

The BUSTER Body Suit EasyGo for cats is available in 4 sizes.
Size measured from collar to base of the tail.



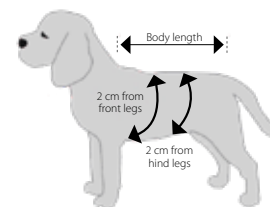
Cat. No	Size	Body length	Chest circumference (2 cm from front legs)	Abdomen circumference (2 cm from hind legs)	Suitable for
273960	3XS	27.5 cm	36 cm	30 cm	Young cat (small kitten)
273961	2XS	33 cm	42 cm	36 cm	Young cat (kitten)
273962	XS	38.5 cm	46 cm	40 cm	Adult cat
273963	S	43.5 cm	52 cm	46 cm	Adult cat (large breed)

The BUSTER Body Suit EasyGo for dogs is available in 9 sizes.
Size measured from collar to base of the tail.



Cat. No	Size	Body length	Chest circumference (2 cm from front legs)	Abdomen circumference (2 cm from hind legs)	Suitable for
273951	3XS	25 cm	30 cm	26 cm	Small Chihuahua
273952	2XS	32 cm	38 cm	34 cm	Chihuahua, Toy poodle
273953	XS	38 cm	46 cm	42 cm	Yorkshire, Terrier, Lhasa, Toy poodle
273954	S	41 cm	54 cm	50 cm	Malteser, Pekingese, French Bulldog, Mops, Terrier
273955	M	45 cm	58 cm	52 cm	English Cocker Spaniel, Samojeed, Portuguese Podengo
273956	L	52 cm	62 cm	56 cm	Schnauzer, Beagle, Poodle, Fox Terrier, Chow-Chow
273957	XL	62 cm	70 cm	64 cm	Collie, Appenzeller, Boxer, Schnauzer, Labrador
273958	2XL	73 cm	78 cm	70 cm	Rottweiler, Golden Retriever, Herdershond
273959	3XL	75 cm	86 cm	76 cm	Saint Bernhard, Newfoundlander

The BUSTER Body Suit Classic for dogs is available in 9 sizes.
Size measured from collar to base of the tail.



Cat. No	Size	Body length	Chest circumference (2 cm from front legs)	Abdomen circumference (2 cm from hind legs)	Suitable for
273968	3XS	26 cm	30 cm	26 cm	Small Chihuahua
273969	2XS	33 cm	38 cm	34 cm	Chihuahua, Toy poodle
273970	XS	39 cm	46 cm	42 cm	Yorkshire, Terrier, Lhasa, Toy poodle
273971	S	42 cm	54 cm	50 cm	Malteser, Pekingese, French Bulldog, Mops, Terrier
273972	M	46 cm	58 cm	52 cm	English Cocker Spaniel, Samojeed, Portuguese Podengo
273973	L	53 cm	62 cm	56 cm	Schnauzer, Beagle, Poodle, Fox Terrier, Chow-Chow
273974	XL	63 cm	70 cm	64 cm	Collie, Appenzeller, Boxer, Schnauzer, Labrador
273975	2XL	74 cm	78 cm	70 cm	Rottweiler, Golden Retriever, Herdershond
273976	3XL	76 cm	86 cm	76 cm	Saint Bernhard, Newfoundlander

The BUSTER Body Suit is washable at 40°C

BUSTER Body Sleeves Front Legs

The unique Body Sleeves are available in a version for front legs and a version for hind legs depending on the area affected on the dog. The Body Sleeves can be used for both cats and dogs. Please see the guidelines for sizes.

Features and Benefits of the BUSTER Body Sleeves

- Comfortable, soft and flexible
- Breathable material
- Freedom of movement
- Easy fitting and removal
- Made from polyester/viscose/elastane
- Easy-to-cut non-fraying fabric

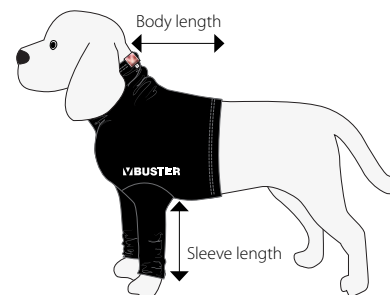


BUSTER Body Sleeves Front Legs

- The extra sleeve fabric can be folded around the paw of the dog in case of a paw injury. Please use an extra anti-slid paw protection for the safety of the dog.
- The remaining sleeve fabric can be cut off in a suitable length for the individual dog



BUSTER Body Sleeves Front Legs



Guideline for Sizes

The BUSTER Body Sleeves for front legs is available in 8 sizes.

Cat. No	Description	Sleeve Length	Body Length	Suitable for
274046	BUSTER Body Sleeves, front legs XXXS	21 cm	24 cm	Small Chihuahua, kitten
274032	BUSTER Body Sleeves, front legs, XXS	25 cm	30 cm	Chihuahua, Toy poodle, Shih Tzu, Cat
274033	BUSTER Body Sleeves, front legs, XS	29 cm	36 cm	Yorkshire Terrier, Lhasa Apso, Toy poodle, Cat
274034	BUSTER Body Sleeves, front legs, S	33 cm	42 cm	Maltese, Pekingese, French Bulldog, Pug, Terrier
274035	BUSTER Body Sleeves, front legs, M	37 cm	46 cm	English Cocker Spaniel, Samoyed, Portuguese Podengo
274036	BUSTER Body Sleeves, front legs, L	41 cm	50 cm	Schnauzer, Poodle, Fox Terrier, Chow-Chow
274037	BUSTER Body Sleeves, front legs, XL	45 cm	57 cm	Collie, Appenzeller, Boxer, Labrador Retriever
274038	BUSTER Body Sleeves, front legs, XXL	49 cm	64 cm	Rottweiler, Golden Retriever, Herdershond

Instructions for use

1. Roll up the Body Sleeves between the hands having the KRUUSE logo at the top towards your own body
2. Pull the Body Sleeves over the dog's head having the KRUUSE logo on top of the dog's body
3. Pull the Body Sleeves over the dog's body
4. Roll up one of the sleeves with your hand from the bottom of the sleeve upwards
5. The dog's leg is lifted up and inserted into the sleeve. Your hand inside the sleeve holds the dog's paws avoiding the claws etc. to get caught. With your other hand you pull up the sleeve
6. Pull up the sleeve entirely till the elbow joint of the dog
7. Repeat bullet 4-6 on the second leg
8. Pull up the Body Sleeves around the body
9. Put your hand along the dog's back inside the Body Sleeve, from the back up to the neck, lift up enabling the Body Sleeve to fit correctly into the elbow joint and under the body of the dog

It is important that the sleeves are pulled up well so that the sleeve seam fully stretches the dog's body and snuggles the dog. Adjust the length of the sleeves, the sleeves can be folded to suit the dog or the remaining fabric can be cut off.

The BUSTER Body Sleeves are washable at 40°C



Instructions for use
Scan QR code to see the video

BUSTER Body Sleeves Hind Legs

The unique Body Sleeves are available in a version for front legs and a version for hind legs depending on the area affected on the dog.

The Body Sleeves can be used for both cats and dogs. Please see the guidelines for sizes.

Features and Benefits of the BUSTER Body Sleeves

- Comfortable, soft and flexible
- Breathable material
- Freedom of movement
- Easy fitting and removal
- Made from polyester/viscose/elastane
- Easy-to-cut non-fraying fabric



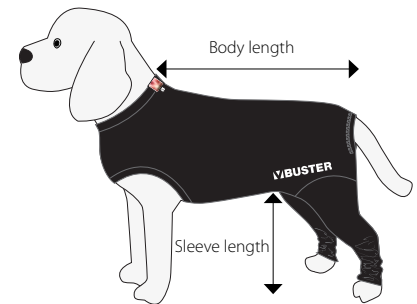
Let the dog keep the Body Sleeves on when nature calls, and easily cut a customised slit or hole in the non-fraying fabric.

BUSTER Body Sleeves Hind Legs

- The extra sleeve fabric can be folded around the paw of the dog in case of a paw injury. Please use an extra anti-slid paw protection for the safety of the dog.
- The remaining sleeve fabric can be cut off in a suitable length for the individual dog



BUSTER Body Sleeves Hind Legs



Guideline for Sizes

The BUSTER Body Sleeves for hind legs is available in 8 sizes.

Cat. No	Description	Sleeve Length	Body Length	Suitable for
274047	BUSTER Body Sleeves, hind legs, XXXS	27 cm	28 cm	Small Chihuahua, kitten
274039	BUSTER Body Sleeves, hind legs, XXS	31 cm	36 cm	Chihuahua, Toy poodle, Shih Tzu, Cat
274040	BUSTER Body Sleeves, hind legs, XS	35 cm	45 cm	Yorkshire Terrier, Lhasa Apso, Toy poodle, Cat
274041	BUSTER Body Sleeves, hind legs, S	39 cm	50 cm	Maltese, Pekingese, French Bulldog, Pug, Terrier
274042	BUSTER Body Sleeves, hind legs, M	43 cm	55 cm	English Cocker Spaniel, Samoyed, Portuguese Podengo
274043	BUSTER Body Sleeves, hind legs, L	47 cm	61 cm	Schnauzer, Poodle, Fox Terrier, Chow-Chow
274044	BUSTER Body Sleeves, hind legs, XL	51 cm	71 cm	Collie, Appenzeller, Boxer, Labrador Retriever
274045	BUSTER Body Sleeves, hind legs, XXL	55 cm	81 cm	Rottweiler, Golden Retriever, Herdershond

Instructions for use

1. Roll up the Body Sleeve and one sleeve between the hands, the KRUUSE logo must be on top of the dog's back
2. Put one of the dog's leg legs into the sleeve and pull the sleeve entirely till the dog's groin
Pull the tail through the tail hole at the end of the Body Sleeve
3. Roll up the other sleeve and put the dog's second leg into the sleeve, pull up the sleeve entirely till the groin
4. Drag the Body Sleeve over the body of the dog
5. Lift up one front leg and pull through the leg hole in the Body Sleeve
6. Lift up the second front leg and pull through the leg hole in the Body Sleeve
7. Drag the Body Sleeve all the way up to the neck of the dog. Put your hand inside the Body Sleeve along the dog's back from the dog's ears to the tail - and pull up the Body Sleeve in place

It is important that the sleeves are pulled up all the way so that the seam follows the body of the dog (in the groin).

Adjust the length of the sleeves of the hind legs, the sleeves can be folded to suit the dog or the remaining fabric can be cut off.



Instructions for use

Scan QR code to see the video

